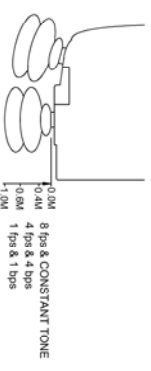
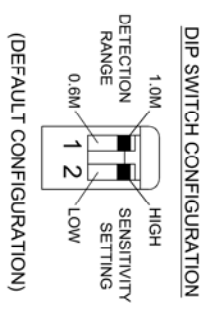
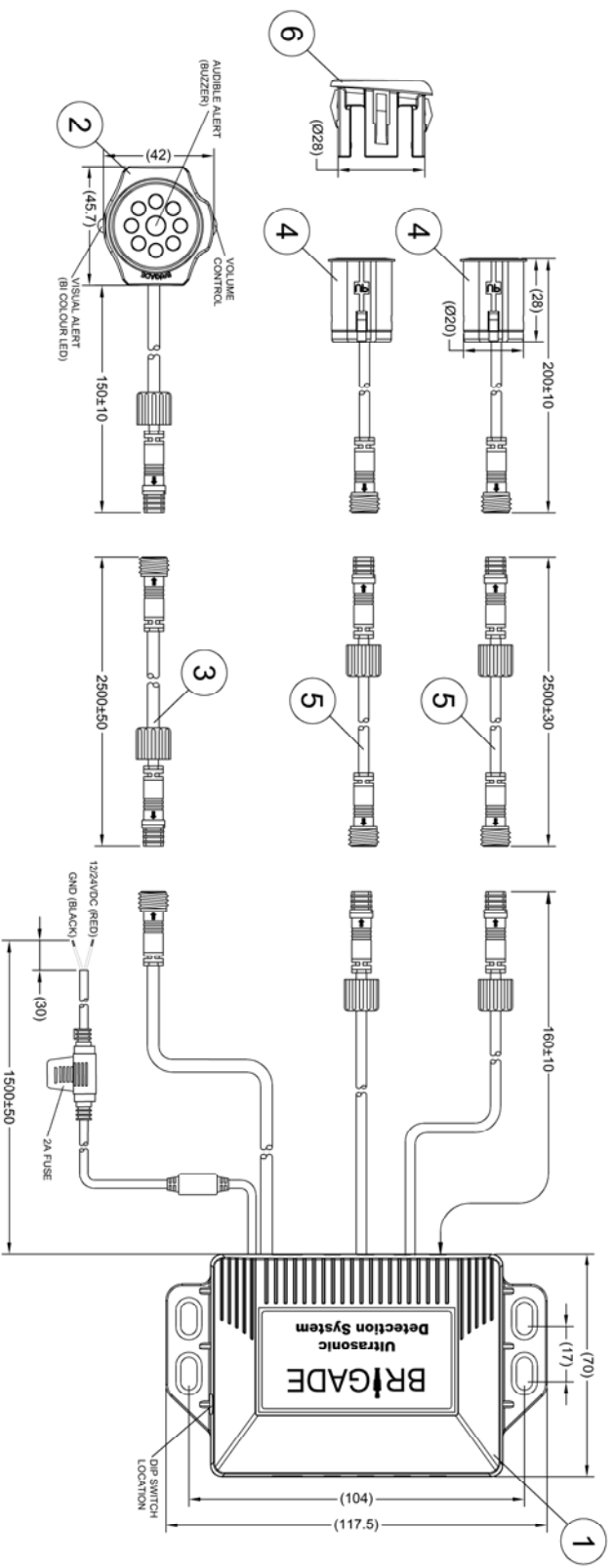


Revision Notes:			
R1 -	Drawn:-	Checked:-	Date:-
AP A:-		Approved:-	

ITEM	PART NO.	QTY	MODEL / DESCRIPTION
1	(6260)	1	ST-2100-ECU STEP SCAN ECU
2	(3715)	1	UDS-001BZ BUZZER WITH LED
3	(3717)	1	UDS-2-58C 2.5M BUZZER CABLE
4	(3718)	2	UDS-000-HSS HIGH SENSITIVITY SENSORS
5	(3719)	2	UDS-2-55C 2.5M SENSOR CABLE
6	(3723)	2	UDS-11SS SENSOR SLEEVES 11°
7	(3724)	2	UDS-18SS SENSOR SLEEVES 18° (NOT SHOWN)
8	(3725)	2	UDS-26SS SENSOR SLEEVES 26° (NOT SHOWN)
9	(6263)	1	UDS-1G ULTRASONIC USER GUIDE (NOT SHOWN)
10	(3729)	1	ST-2000-FIX STEP SCAN FIXING KIT (NOT SHOWN)



- NOTES:**
1. WHEN THE SYSTEM IS POWERED BUT NOT DETECTING THE VISUAL ALERT WILL REMAIN GREEN.
 2. WHEN THE SYSTEM DETECTS AN OBJECT AND THERE IS NO CHANGE IN DETECTION DISTANCE AFTER 4 SECONDS, THE VISUAL ALERT WILL REMAIN RED ALTHOUGH THE AUDIBLE ALERT WILL BE SILENCED.
 3. SHOULD THE SYSTEM DEVELOP A FAULT THE ECU WILL BEEP ONCE FOR ONE FAULTY SENSOR, TWICE FOR TWO FAULTY SENSORS ETC...
 4. ALL AUDIBLE WARNINGS ARE MEASURED IN BEEPS PER SECOND (fps).
 5. ALL VISUAL WARNINGS ARE RED AND ARE MEASURED IN FLASHES PER SECOND (fps).

PROPRIETARY NOTICE

THIS DESIGN AND TECHNICAL INFORMATION APPEARING ON THIS DRAWING IS THE PROPERTY OF BRIGADE ELECTRONICS, AND IS DISCLOSED IN CONFIDENCE. IT IS NOT TO BE COPIED, REPRODUCED, REVISED TO OR EXPROPRIATED BY OTHERS, EITHER IN WHOLE OR IN PART WITHOUT THE EXPRESS WRITTEN CONSENT OF BRIGADE ELECTRONICS.



Angle of Projection		Third Angle	
Assembly Pl Approval ALLEN YAO (23/01/17)	Approved by R.PENTLEY	Checked by B.CHILDS	Drawn by MBUTLER
Units mm	Scale N/A	Released 23/01/17	Assembly Ref AEC-10015-40
Status RELEASED	ST-2100		
Part No 5262	BE-003555-00-17		

1 2 3 4 5 6 7 8

H G F E D C B A